

# TUNDRA SUSTAINABLE FRONTIER FUND

MONTHLY UPDATE  
MAY 2024



**TUNDRA**  
FONDER

### VIETNAM AND PAKISTAN LED THE WAY DURING MAY

In USD, the fund rose 6.0% (EUR: +4.4%) during the month of May, compared to MSCI FMxGCC Net TR (USD), which rose 3.9% (EUR: +2.4%), and MSCI EM Net TR (USD), which rose 0.6% (EUR: -0.9%). In absolute return, it was primarily Vietnam (+3.6% portfolio contribution) and Pakistan (+2.8% portfolio contribution) that contributed positively, while it was mainly Bangladesh (-0.6% portfolio contribution) and Sri Lanka (-0.1% portfolio contribution) which reduced the absolute return. Relative to the benchmark index, it was again Vietnam that primarily contributed to the outperformance in the month. Our sub-portfolio rose 14% during the month compared to the market, which rose 4%.

On holding level, the biggest single contribution came from the fund's largest Pakistani position, Systems Ltd (7% of the portfolio), which rose 18%. The stock has been out of focus in Pakistan during a period when it was primarily the hardest hit sectors during the crisis that recovered. The company's position as a net exporter, and thus a beneficiary of a weaker rupee, has been negative during a period when the Pakistani rupee has strengthened. In addition, the company is making a major expansion in the Middle East, which has hurt margins in the short term. We had the opportunity to speak with the company's CEO, Mr. Asif Peer, at an investor conference at the end of May and we have rarely heard him more positive about the immediate future. Among individual holdings, the Vietnamese airport operator Airports Corporation of Vietnam (4% of the portfolio) also stood out. The stock rose 24% in a slow local equity market. Stronger-than-expected international traffic, including the previously subdued Chinese market, was the primary reason for the rise. It now looks like 2024 could be the first year in which international traffic exceeds the pre-covid year 2019.



*Source: Unsplash, Vietnam*

**DISCLAIMER:**


Capital invested in a fund may either increase or decrease in value and it is not certain that you be able to recover all of your investment. Historical return is no guarantee of future return.



### IMPRESSIONS FROM OUR TRIP TO SRI LANKA

During the month, we visited Sri Lanka, where we met some of our portfolio companies, and also had the opportunity to visit important infrastructure projects.

Sri Lanka has five tough years behind it. The problems started in 2019 when a coordinated terrorist attack in the spring led to a dramatic decline in the important tourism revenue (previously 5-6% of GDP and growing). This was followed by COVID which completely shut down tourism for two years. Lack of crucial tourism revenue in combination with excessive borrowing in foreign currency, the country ended up in problems. The government, led by the Rajapaksa brothers, gambled on a quick recovery and tried to stimulate itself out of the debt trap by cutting taxes while imposing capital controls. When Russia invaded Ukraine and commodity prices skyrocketed, the situation became unsustainable. The country was forced to suspend payments on its foreign currency-denominated debt and devalue its currency. In 2022, the country's GDP decreased by 10% and its foreign reserves were down to basically zero.



*Source: Unsplash, Sri Lanka*

The lack of foreign currency meant even essential products, such as fuel and medicines, could not be imported, which created widespread social unrest. Under the country's new president, Mr. Wickremasinghe, an agreement has been concluded with the IMF, and negotiations with the creditors have come a long way. The tourists have returned, and the 2024 visitor numbers will end up close to 2018 (the year before the terrorist attack). The crisis of the past five years is still fresh in the minds of locals, though, and even if one anticipates optimism, it is still subdued. In the World Bank's presentation, they spoke of a "normal" growth of between 2-4% provided that a continued sensible economic policy is pursued, and up to 6% if more aggressive reforms are implemented. The IMF agreement follows a restrictive financial policy with a need for higher tax revenues and to preserve the confidence of investors, the central bank will probably have to be cautious in its actions.

**DISCLAIMER:**

Capital invested in a fund may either increase or decrease in value and it is not certain that you be able to recover all of your investment. Historical return is no guarantee of future return.

A presidential election awaits in the fall, where currently a clear left-wing candidate is leading in the opinion polls. Even if the consensus in the market is that the IMF agreement will be adhered to regardless of the candidate, it creates uncertainty in the market and causes corporates to adopt some caution in their investment plans. The currency devaluation and subsequent new agreement with the IMF coupled with the debt restructuring have given Sri Lanka breathing space and a new base to build from. It has also given the country a chance to regain its natural competitive advantages in tourism and services. We noted with interest the increasingly strong economic ties with India, where the port of Colombo today mainly handles Indian imports and exports, and leading Indian companies have announced investments in the hotel industry as well as in renewable energy. We are likely to see more similar announcements in the years to come. Assuming no major departures from the current economic plan, the country should be able to post a current account surplus going forward that is sufficient to handle its remaining repayments of the foreign debts built up mainly in 2012-2019 and still be able to continue its journey towards becoming an upper middle-income economy like its peers in emerging markets.

On our trip, we met some of our portfolio companies. In general, it can be said that there is subdued optimism. The higher taxes have been absorbed in earnings, and there is a certain recovery in economic activity (e.g. in construction), but there is caution as to how much the consumer can increase their consumption in the near term (a nurse today earns almost 30% less in real income compared to before the crisis). Interest rates remain relatively high even though inflation has come down significantly (9% policy rate compared to an inflation rate of about 1% and the central bank's inflation target of 5%). Somewhat surprising was that none of the banks we met expected further significant reductions in the policy rate in the near term. Here we anticipate a unanimous caution against showing too much optimism until an agreement has been reached with the consortium in the negotiations on the Eurobond debts (if things go too well, the negotiations will be more difficult). At the meeting with Windforce, Sri Lanka's leading player in renewable energy, we also got a clear example of the economic reforms through the IMF agreement starting to work. With the abandonment of fuel and electricity subsidies last year, the company has now recovered all previously withheld claims from the state-owned electricity transmission and distribution company (Ceylon Electricity Board) and can start looking ahead to new investments.




*Source: Tundra Fonder AB, Meeting with Windforce*

**DISCLAIMER:**

Capital invested in a fund may either increase or decrease in value and it is not certain that you be able to recover all of your investment. Historical return is no guarantee of future return.



On the trip, we also had the opportunity to visit, among other things, Colombo's future tourist magnet, City of Dreams Colombo. The project has been ongoing since 2014 but suffered delays due to the crises of the past 5 years. The first part of the hotel operations (Cinnamon Life) with just under 700 rooms is planned to open in the autumn and based on what we saw the timeline looked decently credible. The more important news, however, is the agreement that was concluded at the end of April with the international casino operator Melco, who will next year open an international casino in the complex, as well as run an exclusive hotel business (just over 100 rooms) on the top floors. Given Melco's commitment and Colombo's proximity to India, we believe the project can provide a good boost to tourism revenues in the years to come.



*Source: Tundra Fonder AB, site visit City of Dreams, Sri Lanka*

**DISCLAIMER:**

Capital invested in a fund may either increase or decrease in value and it is not certain that you be able to recover all of your investment. Historical return is no guarantee of future return.



### ABOUT THE FUND

Tundra Sustainable Frontier Fund focuses on the next generation of emerging markets such as Vietnam, Bangladesh, Sri Lanka, Pakistan, Egypt and Nigeria. Featuring strong population growth, rapid urbanisation, investments in infrastructure, growing middle classes and stabilising political environments, a vast majority of international investors are yet to discover these markets.

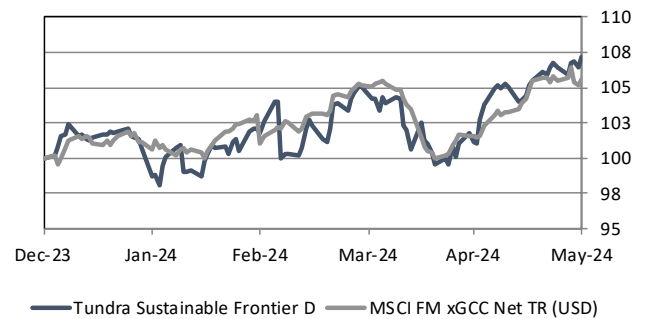
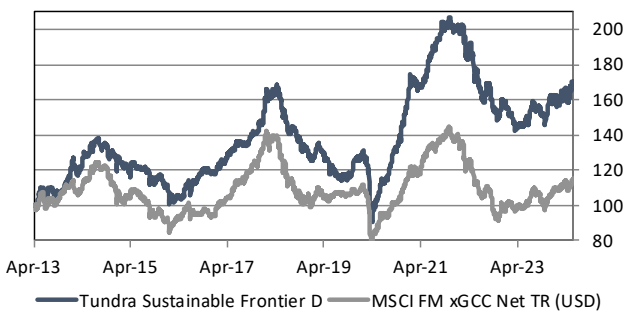
The fund is managed according to Tundra's active stock picking philosophy and backed by local research offices in Asia. Investments are based on an ESG approach where each investment has to comply with the UN Global Compact with regards to human rights, labour rights, corporate governance and environmental impacts. The fund is registered in Sweden and is fully UCITS compliant. Read more about latest developments [here](#).

RETURN*	NAV(USD)	1M	YTD	1Y	3Y	Inception
Tundra Sustainable Frontier D	26.31	6.0%	7.1%	15.9%	-6.2%	70.5%
Benchmark	709.71	3.9%	5.6%	15.1%	-13.6%	14.2%

\* Fund returns calculated on SEK class converted to USD in order to provide the longest possible data set.

### THE FUND VS BENCHMARK (SINCE INCEPTION)

### THE FUND VS BENCHMARK (YTD)



### FUND MONTHLY PERFORMANCE

	Jan	Feb	Mar	Apr	May	Jun	Jul	Aug	Sep	Oct	Nov	Dec	YTD
<b>2013</b>				2.8%	6.6%	-6.2%	6.2%	-4.6%	1.7%	2.3%	3.9%	5.5%	16.9%
<b>2014</b>	2.4%	-2.3%	4.0%	4.4%	3.8%	0.9%	1.3%	-2.5%	0.1%	-3.4%	-0.6%	-1.7%	7.9%
<b>2015</b>	-3.1%	-0.5%	-2.8%	4.4%	-1.6%	-0.7%	-1.4%	-3.0%	-3.4%	4.3%	-2.7%	-1.6%	-11.8%
<b>2016</b>	-5.8%	-2.3%	1.7%	1.1%	4.5%	-0.2%	2.8%	4.1%	2.0%	-1.3%	-0.7%	0.4%	6.3%
<b>2017</b>	2.5%	2.1%	3.0%	2.5%	2.2%	1.8%	-0.8%	0.7%	3.1%	0.6%	4.5%	1.2%	25.9%
<b>2018</b>	10.1%	-1.4%	2.2%	-0.7%	-8.2%	-2.4%	-2.1%	-1.0%	-2.2%	-4.2%	-2.2%	-3.6%	-15.6%
<b>2019</b>	3.5%	1.6%	-2.0%	-2.6%	-3.7%	-2.8%	-1.0%	0.0%	-0.4%	1.7%	7.9%	-0.4%	0.9%
<b>2020</b>	0.3%	-6.9%	-23.0%	12.8%	6.4%	3.2%	3.1%	8.4%	3.7%	4.6%	10.3%	7.6%	28.2%
<b>2021</b>	4.0%	0.5%	-0.6%	1.0%	6.6%	4.0%	2.3%	1.9%	1.8%	1.7%	-0.8%	-0.3%	24.2%
<b>2022</b>	-1.3%	-1.5%	-5.3%	-0.1%	-4.9%	-6.8%	-3.5%	6.7%	-7.8%	-2.2%	2.8%	0.3%	-22.1%
<b>2023</b>	-3.1%	-2.1%	-3.1%	1.2%	0.5%	0.4%	8.0%	-3.2%	-1.9%	-3.6%	8.2%	0.7%	1.2%
<b>2024</b>	-2.0%	3.8%	3.3%	-3.8%	6.0%								7.1%

Source: Bloomberg, MSCI, Tundra Fonder

#### DISCLAIMER:

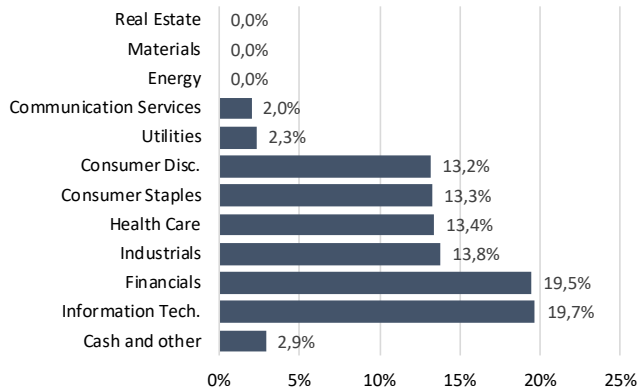
Capital invested in a fund may either increase or decrease in value and it is not certain that you be able to recover all of your investment. Historical return is no guarantee of future return.



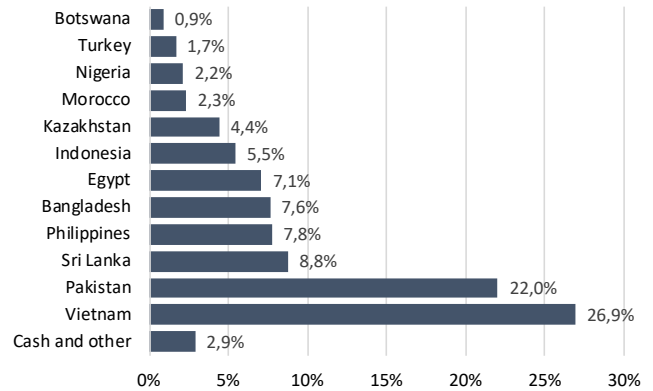
# Monthly Update May 2024

## Tundra Sustainable Frontier Fund D, USD

### SECTOR ALLOCATION



### COUNTRY ALLOCATION



LARGEST HOLDINGS	WEIGHT	COUNTRY	P/E 24E	P/E 25E	YIELD	RETURN 1M
						(USD)
FPT Corp	8.7%	Vietnam	22.7	18.5	1.5%	8.8%
Ree	8.0%	Vietnam	10.3	8.3	-	15.8%
Systems Ltd	7.0%	Pakistan	11.8	9.9	2.2%	18.4%
Square Phar Ltd-Ord	6.5%	Bangladesh	8.7	7.8	5.1%	-7.8%
Meezan Bank Ltd	4.7%	Pakistan	4.0	4.5	11.3%	15.7%
Airports Corp Of Vietnam	4.7%	Vietnam	23.1	19.5	-	23.5%
Interloop Ltd	4.5%	Pakistan	6.3	4.5	4.8%	15.8%
Century Pacific Food	4.5%	Philippines	20.8	18.1	1.4%	-2.6%
Jsc Kaspi.Kz	4.4%	Kazakhstan	10.2	8.3	6.9%	9.0%
GB Corp	3.9%	Egypt	4.3	2.4	3.2%	13.8%

BEST PERFORMERS	RETURN (USD)	WORST PERFORMERS	RETURN (USD)
Cairo Invest. & Real Estate	26.4%	BRAC Bank Ltd	-8.3%
Airports Corp Of Vietnam	23.5%	Square Phar Ltd-Ord	-7.8%
Abbott Laboratories (Pak) Ltd	20.2%	Sampath Bank Plc	-5.0%
Systems Ltd	18.4%	Letshego Holdings Ltd	-5.0%
Juhayna Food Ind	18.1%	Access Bank Plc	-4.1%

### FACTS

Inception date	2013-04-02
Pricing	Daily
Manager	Tundra Fonder AB
Benchmark index	MSCI FM xGCC Net TR (USD)
ISIN	SE0005222346
Bloomberg	TUNDFRU SS
IBAN	SE4750000000058648209552
BIC	ESSESESS
Custodian	SEB
Auditor	PWC
Share classes currencies	SEK, USD, EUR, NOK
EU SFDR Classification	Article 8

### RISKS AND COSTS\*

Active risk (Tracking error)	9.8%
Active share	91.6%
Standard deviation	14.8%
Standard deviation, benchmark	15.0%
Beta	0.77
Information ratio	-0.23
Holdings	37
Risk level	5 of 7 (refer to KIID for more info)
Management fee/year **	2.5%
AuM	194.6 MUSD
Dividend	No dividend

\* Risk indicators are based on monthly rolling 24 months of return data.

\*\* The management fee includes variable custody fees, audit, legal and marketing expenses.

Source: Bloomberg, MSCI, Tundra Fonder

### DISCLAIMER:

Capital invested in a fund may either increase or decrease in value and it is not certain that you be able to recover all of your investment. Historical return is no guarantee of future return.

## DISCLAIMER

Capital invested in a fund may either increase or decrease in value and it is not certain that you be able to recover all of your investment. Historical return is no guarantee of future return. The state of the origin of the Fund is Sweden. This document may only be distributed in or from Switzerland to qualified investors within the meaning of Art. 10 Para. 3,3bis and 3ter CISA. The representative in Switzerland is OpenFunds Investment Services AG, Seefeldstrasse 35, 8008 Zurich, whilst the Paying Agent is Società Bancaria Ticinese, Piazza Collegiata 3, 6501 Bellinzona, Switzerland. The Basic documents of the fund as well as the annual report may be obtained free of charge at the registered office of the Swiss Representative.

The publication is issued by Tundra Fonder AB ("Tundra") and the information – assumptions, opinions, valuations, recommendations etc – presented in this publication have been compiled by Tundra. The publication is based on generally available information from sources that Tundra believes to be reliable. However, Tundra cannot guarantee the accuracy of this information. This presentation – as well as all or parts of its content – may not be duplicated or distributed under any circumstances without the written permission of Tundra.

The information in this presentation does not take into account the specific investment goal, financial situation or needs of any specific recipient. The information should not be regarded as a personal recommendation or investment advice. The client should always seek adequate professional advice before taking any investment decision and each such investment decision is taken independently by the client and at the client's own risk. Tundra accepts no liability whatsoever for any direct or consequential loss of any kind arising from the use of this presentation.

## Risks

Investments in financial instruments are associated with risk and an investment may both increase and decrease in value or even become worthless. Historical returns are no guarantee of future returns. International investments, particularly those on new markets in developing and growth countries (such as Eastern Europe (including Russia), Asia, Latin America and Africa), are normally associated with a higher level of risk than investments in Swedish or other developed markets' securities. These risks include both political and economic uncertainty in other countries as well as currency fluctuations. These risks are particularly high on new markets since these countries may have relatively unstable governments and immature markets and economies.

### DISCLAIMER:

Capital invested in a fund may either increase or decrease in value and it is not certain that you be able to recover all of your investment. Historical return is no guarantee of future return.