

Template periodic disclosure for the financial products referred to in Article 8, paragraphs 1, 2 and 2a, of Regulation (EU) 2019/2088 and Article 6, first paragraph, of Regulation (EU) 2020/852

Product name: Tundra Sustainable Frontier Fund

Legal entity identifier: 5493001VIJ7104PULK29

Sustainable investment means an investment in an economic activity that contributes to an environmental or social objective, provided that the investment does not significantly harm any environmental or social objective and that the investee companies follow good governance practices.

The **EU Taxonomy** is a classification system laid down in Regulation (EU) 2020/852, establishing a list of **environmentally sustainable economic activities**. That Regulation does not include a list of socially sustainable economic activities. Sustainable investments with an environmental objective might be aligned with the Taxonomy or not.

Environmental and/or social characteristics

Did this financial product have a sustainable investment objective? *[tick and fill in as relevant, the percentage figure represents sustainable investments]*

Yes

It made **sustainable investments with an environmental objective:** ____%

in economic activities that qualify as environmentally sustainable under the EU Taxonomy

in economic activities that do not qualify as environmentally sustainable under the EU Taxonomy

It made **sustainable investments with a social objective:** ____%

No

It **promoted Environmental/Social (E/S) characteristics** and while it did not have as its objective a sustainable investment, it had a proportion of 68% of sustainable investments

with an environmental objective in economic activities that qualify as environmentally sustainable under the EU Taxonomy

with an environmental objective in economic activities that do not qualify as environmentally sustainable under the EU Taxonomy

with a social objective

It promoted E/S characteristics, but **did not make any sustainable investments**



To what extent were the environmental and/or social characteristics promoted by this financial product met?

During the past year, on average of 96.2% of portfolio companies fulfilled the basic requirements as stated in the Fund's internal ESG system (Tundra ESG Spectrum). In order to obtain this acceptable level in the system, companies need to be compliant with the

Sustainability indicators measure how the environmental or social characteristics promoted by the financial product are attained.

sector exclusion criteria for the Fund and they also need to fulfil criteria set for good corporate governance, and environmental and social characteristics.

In addition to these basic criteria, 67.7% of the Fund was composed of sustainable investments as defined by the Fund, i.e. companies whose operations clearly support one of the UN Sustainable Development Goals (SDGs) that the Fund has identified as sector-specific.

Characteristics that were promoted during the year include: responsible production and consumption, responsible management of water, measures to reduce climate impact, gender equality in company boards and management teams, equal treatment of employees, and contributions to countries increased economic integration globally.

The Fund Management Company's sustainable investments during the year supported, among other things, the expansion of renewable energy, the expansion of private health care to relieve the burden on state healthcare, increased access to affordable medicines, increased access to credit for individuals and companies, and increased access to education.

● **How did the sustainability indicators perform?**

Environment-related indicators*

Companies operating in fossil fuels (Indicator 4) accounted for 0% of the fund during the period.

Social indicators*

Cases of identified breaches of the UN Global Compact and the OECD Guidelines for Multinational Enterprises (Indicator 10) was 0% of the Fund during the period.

The average number of women expressed as a percentage of board members was 14.7% for the Fund as a whole (Indicator 13).

Exposure to controversial weapons (Indicator 14) accounted for 0% of the fund.

Since the Fund invests exclusively in emerging markets and frontier markets that are not covered by the European regulatory framework SFDR, reliable data on other relevant indicators are currently lacking. The Fund's ambition is to expand the number of indicators reported by requesting this information directly from the companies. To achieve this, the Fund will use an external platform for data collection, Worldfavor - a web-based system where portfolio companies can see what data is requested, report the data that is possible to produce and gradually improve their reporting over time. The data requested include aspects of both environmental and social indicators (PAI indicators). The Fund Management Company will have an ongoing dialogue with the companies to promote improved reporting.

**All shares expressed as percentages for environmental and social indicators are calculated as portfolio-weighted quarterly.*

- **...and compared to previous periods?**

N/A

- **What were the objectives of the sustainable investments that the financial product partially made and how did the sustainable investment contribute to such objectives?**

The Fund Management Company has defined sustainable investments as investments in companies that meet the following requirements; i) does not violate the Fund's sector exclusions, ii) meets approved level of fulfillment in Tundra ESG Spectrum iii) conducts a business whose turnover to more than 50% supports one or more of the UN Sustainable Development Goals (SDGs) that are assessed as sector-specific, or where a majority of the company's investments are directed towards activities that support one or more of the UN Sustainable Development Goals (SDGs) that are assessed as sector-specific in the Fund's markets:

Environmental goals: SDG6 (Clean water and sanitation), SDG7 (Affordable and clean energy), SDG11 (Sustainable cities and communities), SDG14 (Life below water) and SDG15 (Life on Land).

Social goals: SDG1 (No poverty), SDG2 (Zero hunger), SDG3 (Good health and well-being), SDG4 (Quality education), SDG8 (Decent work and economic growth), SDG9 (Industry, innovation and infrastructure) and SDG17 (Partnerships for the goals).

During the past year, the Fund owned a total of 28 companies that supported sector-specific SDGs and were classified as sustainable investments. Examples of these were:

- Sri Lankan portfolio company **Windforce** develops renewable energy in Sri Lanka, Pakistan, Ukraine and Uganda. A majority of the company's turnover can be attributed to SDG7 (Affordable and clean energy), directly linked to the following targets: 7.1 (Access to modern energy for all), 7.2 (Increase the share of renewable energy in the world), 7A (Make research and technology available and invest in clean energy), 7B (Expand and improve energy infrastructure in developing countries).
- Indonesian portfolio company **Hermia Hospitals** is a private healthcare company with special expertise in maternity care. A majority of the company's sales are focused on SDG3 (Good health and well-being), with direct links to the following sub-goals: 3.1 (Reduce maternal mortality), 3.2 (End preventable deaths among children under 5 years of age), 3.4 (Reduce the number of deaths due to non-communicable diseases and promote mental health), and 3.8 (Accessible healthcare for all).
- Egyptian portfolio company **Cairo Investment & Real Estate Development Company** offers education in private form in both primary and secondary schools. A majority of the company's turnover can be attributed to SDG4 (Quality education), directly linked to the following sub-goals: 4.2 (Equal access to quality early childhood

education), 4.3 (Equal access to vocational education and training and quality higher education).

Principal adverse impacts are the most significant negative impacts of investment decisions on sustainability factors relating to environmental, social and employee matters, respect for human rights, anti-corruption and anti-bribery matters.

How did the sustainable investments that the financial product partially made not cause significant harm to any environmental or social sustainable investment objective?

The Fund's sustainable investments did not cause any significant harm since the companies that were selected did not exceed the maximum criteria set by the Fund Management Company to measure Principal Adverse Impact, alternatively the companies clearly counteracted an indicator without taking action to correct such damage within 12 months from when the Fund Management Company brought this to the company's attention. The fund was screened quarterly by an external consultant (Sustainalytics), to ensure that no holding caused significant harm* to any of the sustainability indicators. The results have been presented above.

How were the indicators for adverse impacts on sustainability factors taken into account?

The Fund has excluded investments in companies that are in violation of Indicator 4 (exposure to fossil fuels), Indicator 10 (Violation of the UN Global Compact and OECD guidelines for multinational enterprises) and Indicator 14 (Exposure to controversial weapons). As for Indicator 13 (Gender equality of the Board of Directors), the Fund's markets are in most cases significantly behind developed markets regarding important long-term factors such as gender equality in general, women's education, and thus women's participation in business. To achieve change, the Fund Management Company has conducted an active dialogue with the portfolio companies to eventually achieve the long-term goal of 50% female representation, with 25% as the first interim goal.

Were sustainable investments aligned with the OECD Guidelines for Multinational Enterprises and the UN Guiding Principles on Business and Human Rights? Details:

Yes. The Fund Management Company is a signatory to the UN Global Compact and has agreed not to hold investments that are in violation of the ten principles. Continuous analysis has been in place to secure compliance. Screening by external consultants, which includes the OECD Guidelines for Multinational Enterprises and the UN Guiding Principles on Business and Human Rights, has been done quarterly. The fund company's internal ESG analysis includes portfolio companies' treatment of workers, including union problems, workers' salaries and equal treatment. Furthermore, environmental risks, the strive for improvement in terms of environmental impact and the development of environmentally friendly technologies have been assessed.

*** Criteria for significant harm:**

Indicator 10: no violations are accepted; Indicator 14: 0% of turnover; Indicator 4: 5% of turnover; Indicator 13: the value of the indicator is decreasing, while the company does not express an ambition to improve it in the long term.

[Include a statement for the financial products referred to in Article 6, first paragraph, of Regulation (EU) 2020/852]

The EU Taxonomy sets out a “do not significant harm” principle by which Taxonomy-aligned investments should not significantly harm EU Taxonomy objectives and is accompanied by specific Union criteria.

The “do no significant harm” principle applies only to those investments underlying the financial product that take into account the EU criteria for environmentally sustainable economic activities. The investments underlying the remaining portion of this financial product do not take into account the EU criteria for environmentally sustainable economic activities.

Any other sustainable investments must also not significantly harm any environmental or social objectives.



How did this financial product consider principal adverse impacts on sustainability factors?

The principal adverse impact factors (so-called PAIs) are considered by the fund. Currently, relevant data are only available for Indicator 4 (exposure to companies operating in the fossil fuel sector), Indicator 10 (Violation of the UN Global Compact and OECD Guidelines for Multinational Enterprises), Indicator 13 (Gender Equality of the Board of Directors) and Indicator 14 (Exposure to controversial weapons).

During the period, the above factors were measured quarterly through an external consultant, and continuously through the internal analysis. For Indicators 4, 10 and 14, no exposure in the fund was detected at any point. Thus, no action was taken. With regard to Indicator 13 (Gender equality of the Board of Directors), the Fund's markets are in most cases not as advanced as developed markets in terms of important long-term factors such as gender equality in general, but also women's education and thus women's participation in business. To achieve change, the fund company has conducted an active dialogue with the portfolio companies to eventually achieve the long-term goal of 50% female representation, with 25% as the first interim goal.



What were the top investments of this financial product?

Largest investments	Sector	% Assets	Country
FPT CORP	Information Technology	8,46%	Vietnam
SYSTEMS LTD	Information Technology	8,02%	Pakistan
SQUARE PHAR ORD	Health Care	7,96%	Bangladesh
REE	Industrials	6,44%	Vietnam
MEDIA NUSANTARA	Communication Services	5,98%	Indonesia
MEDIKALOKA HERMI	Health Care	4,66%	Indonesia
MEEZAN BANK	Financials	4,10%	Pakistan
AIRPORTS CORP OF	Industrials	4,00%	Vietnam
CENTURY PACIFIC	Consumer Staples	3,83%	Philippines
MOBILE WORLD	Consumer Discretionary	3,51%	Vietnam
MASAN GROUP CORP	Consumer Staples	3,24%	Vietnam
PUREGOLD PRICE CLUB	Consumer Staples	3,22%	Philippines
GB AUTO	Consumer Discretionary	3,11%	Egypt
NATL BK PAKISTAN	Financials	2,66%	Pakistan
CAIRO INVESTMENT	Consumer Discretionary	2,60%	Egypt

The list includes the investments constituting the **greatest proportion of investments** of the financial product during the reference period which is:

2022-01.01-
2022.12.31

Data shows the average portfolio weight (quarterly) during 2022.



What was the proportion of sustainability-related investments?

● **What was the asset allocation?**

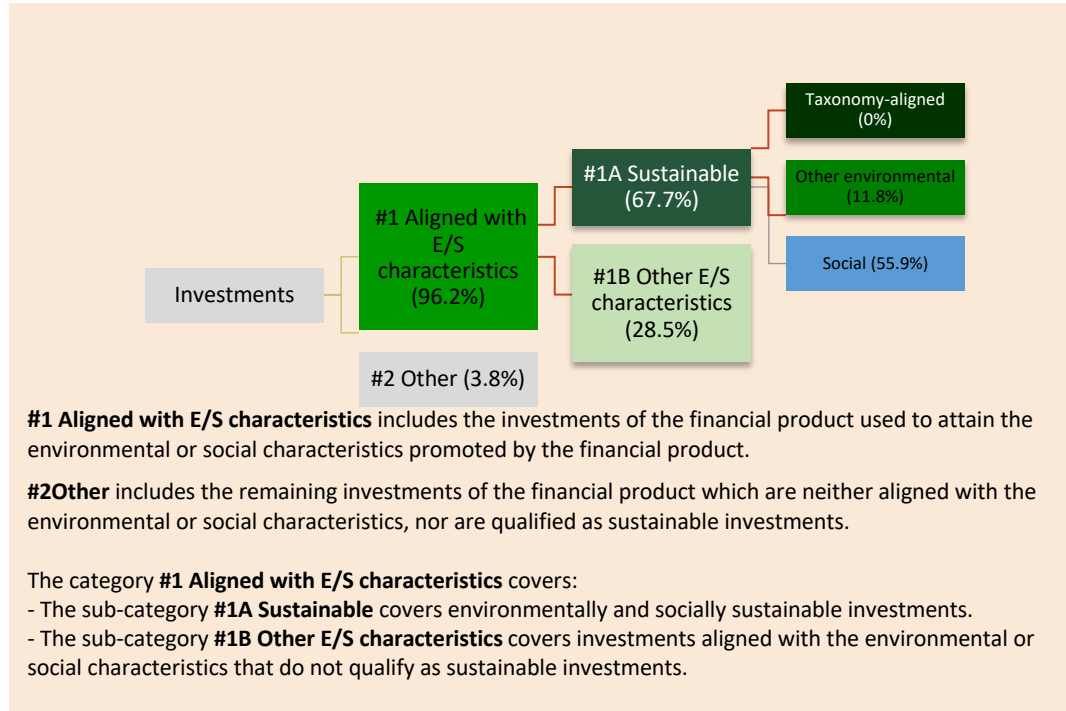
Data shows the average portfolio weight (quarterly) for 2022. The share of sustainability-related investments during the period averaged 96.2%. (This refers to companies that promote and/or are sustainable investments).

Asset allocation describes the share of investments in specific assets.

To comply with the EU Taxonomy, the criteria for **fossil gas** include limitations on emissions and switching to fully renewable power or low-carbon fuels by the end of 2035. For **nuclear energy**, the criteria include comprehensive safety and waste management rules.

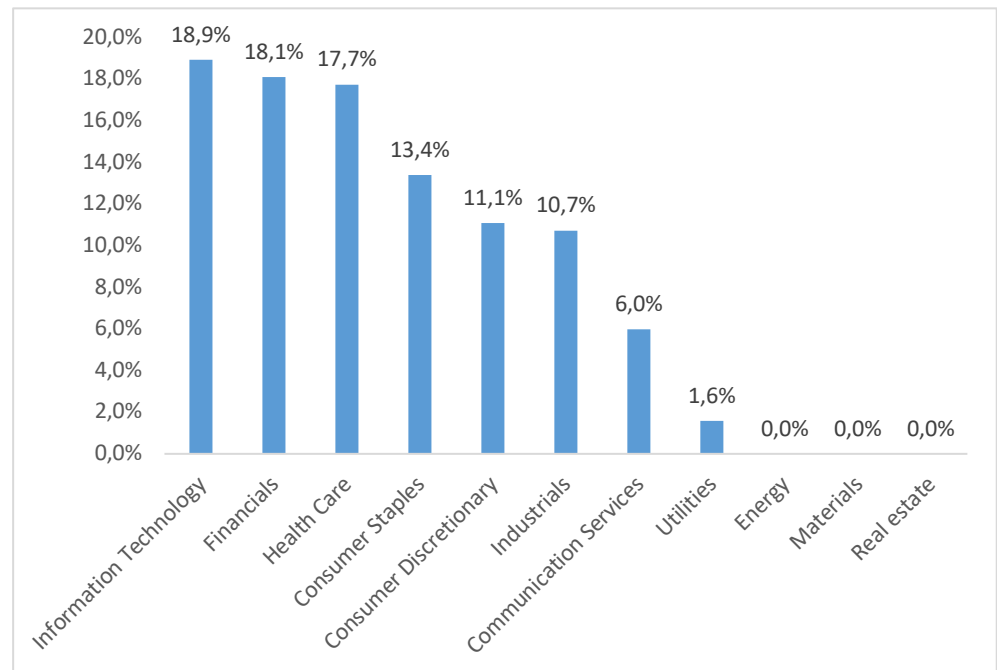
Enabling activities directly enable other activities to make a substantial contribution to an environmental objective.

Transitional activities are activities for which low-carbon alternatives are not yet available and among others have greenhouse gas emission levels corresponding to the best performance.



● **In which economic sectors were the investments made?**

Data shows the average portfolio weight (quarterly) in 2022.





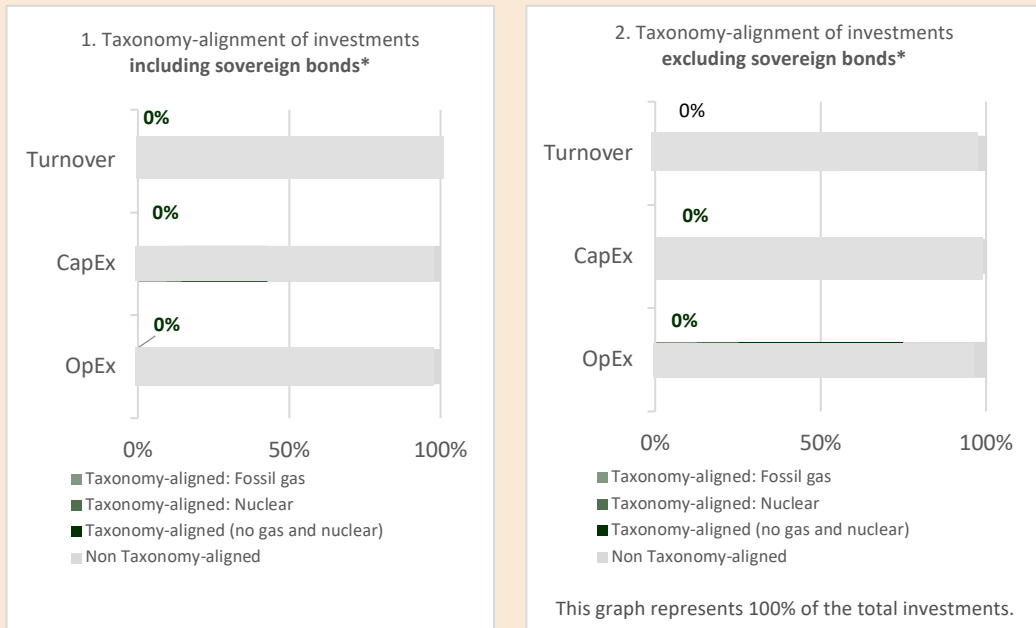
To what extent were the sustainable investments with an environmental objective aligned with the EU Taxonomy?

0% of the sustainable investments in the Fund were compliant with the requirements of the EU taxonomy. The sectors and underlying activities identified in the EU taxonomy are described as of most environmental benefit if the activities are carried out in an environmentally sustainable manner. The reason why the Fund has invested in economic activities other than environmentally sustainable economic activities under the EU taxonomy is that the Fund does not primarily focus on geographical areas covered by the EU taxonomy.

● Did the financial product invest in fossil gas and/or nuclear energy related activities complying with the EU Taxonomy¹?


The financial product does not invest in fossil gas and/or nuclear-related activities.

The graphs below show in green the percentage of investments that were aligned with the EU Taxonomy. As there is no appropriate methodology to determine the taxonomy-alignment of sovereign bonds*, the first graph shows the Taxonomy alignment in relation to all the investments of the financial product including sovereign bonds, while the second graph shows the Taxonomy alignment only in relation to the investments of the financial product other than sovereign bonds.



* For the purpose of these graphs, 'sovereign bonds' consist of all sovereign exposures.

¹ Fossil gas and/or nuclear related activities will only comply with the EU Taxonomy where they contribute to limiting climate change ("climate change mitigation") and do not significantly harm any EU Taxonomy objective - see explanatory note in the left hand margin. The full criteria for fossil gas and nuclear energy economic activities that comply with the EU Taxonomy are laid down in Commission Delegated Regulation (EU) 2022/1214.

 are sustainable investments with an environmental objective that do not take into account the criteria for environmentally sustainable economic activities under Regulation (EU) 2020/852.

- **What was the share of investments made in transitional and enabling activities?**

N/A

- **How did the percentage of investments that were aligned with the EU Taxonomy compare with previous reference periods?**

N/A



What was the share of sustainable investments with an environmental objective not aligned with the EU Taxonomy?

11.8% of the fund's assets consisted of companies that were deemed sustainable with an environmental objective that was not compatible with the EU taxonomy.



What was the share of socially sustainable investments?

55.9% of fund assets were sustainable investments with social characteristics



What investments were included under “other”, what was their purpose and were there any minimum environmental or social safeguards?

The cash needed in management, as well as holdings under disposal, are included in the item.



What actions have been taken to meet the environmental and/or social characteristics during the reference period?

*The fund has **excluded** companies that have contributed negatively to the following characteristics:*

Environment-related characteristics:

- Companies whose turnover to more than 5% (in some cases 0%) comes from:
 - Fossil fuels (oil, gas, coal) (extraction 5%)
 - Uranium (extraction 5%)
 - Genetically modified organisms (GMOs) (5%)

Social characteristics:

- Companies with ongoing Violations of the UN Global Agreement and the OECD Guidelines for Multinational Enterprises and that have not initiated action to do so within 12 months of notification from the Fund Management Company.
- Companies whose turnover to more than 5% (in some cases 0%) comes from:
 - Cluster bombs, anti-personnel mines, chemical and biological weapons, nuclear weapons (Production/Distribution 0%)
 - Other weapons and/or war equipment (Production/Distribution 5%)
 - Alcohol (Production/Distribution 5%)

- Tobacco (Production 0%/Distribution 5%)
- Commercial gaming (Production/Distribution 5%)
- Pornography (Production 0%/Distribution 5%)

The financial product has also promoted environmental and social characteristics by investing in companies whose operations are considered to have a long-term positive impact on the society in which they are conducted. The assessment is based on an evaluation using Tundra's internal ESG system (Tundra ESG Spectrum). The system consists of 58 measurement points, divided into environmental, social and governance characteristics, where the company must achieve a minimum goal fulfillment in each sub-section in order to qualify as investable.

The fund has conducted active engagement with all portfolio companies where all companies have been given access to the external platform Worldfavor, which is a web-based system where portfolio companies can see what data is requested and report the data that is possible to produce and gradually improve their reporting over time. Among the data requested, data for all indicators according to SFDR (the so-called PAI indicators) have been included. During the year, the fund management company arranged a seminar where all portfolio companies were invited to be trained in how to use the system. The Fund Management Company has maintained an ongoing dialogue with the companies to promote improved reporting.



How did this financial product perform compared to the reference benchmark?

The Fund has not used a benchmark to measure its environmental and/or social promotion characteristics.

Reference benchmarks are indexes to measure whether the financial product attains the environmental or social characteristics that they promote.