



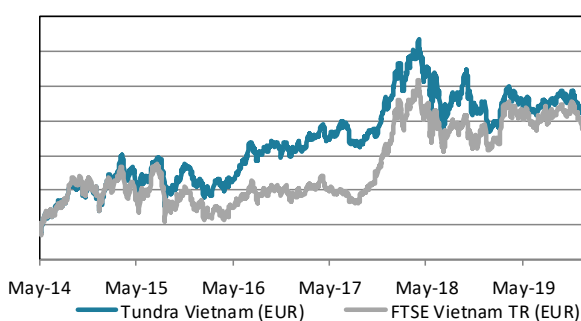
ABOUT THE FUND

Vietnam is one of the fastest growing economies in South East Asia. Following the economic and political reforms under the Doi Moi Policy, launched in 1986, rapid economic growth and development transformed Vietnam from one of the world's poorest nations to a lower middle-income country. With a population of almost 100m and a high literacy rate, the country offers an attractive labour market. Vietnam has successfully attracted a large amount of Foreign Direct Investment (FDI) and has turned into a key manufacturing hub of mobile phones and other electronic products.

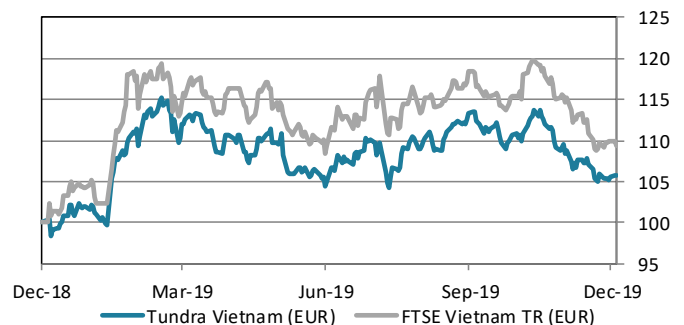
The fund is managed according to Tundra's active stock picking philosophy and backed by a research office in Ho Chi Minh. Investments are based on an ESG approach where each investment has to comply with the UN Global Compact with regards to human rights, labour rights, corporate governance and environmental impacts. The fund is registered in Sweden and is fully UCITS compliant. Read more about latest developments [here](#).

Return	NAV (EUR)	1 month	YTD	1 year	3 year	Inception
Tundra Vietnam (EUR)	18.22	-2.8%	5.8%	5.8%	15.6%	65.2%
Benchmark	318.16	-4.6%	9.9%	9.9%	35.1%	57.1%

The fund vs benchmark (since inception)



The fund vs benchmark (YTD)



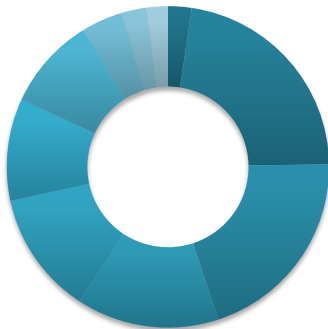
Fund monthly performance

	Jan	Feb	Mar	Apr	May	Jun	Jul	Aug	Sep	Oct	Nov	Dec	YTD
2014					7.0%	-0.3%	5.2%	9.4%	-0.9%	0.9%	-3.8%	-4.3%	13.0%
2015	12.4%	2.9%	-2.0%	2.3%	-3.1%	1.3%	5.4%	-10.9%	0.1%	9.2%	-1.9%	-3.2%	11.1%
2016	-2.5%	1.1%	-2.2%	3.8%	5.5%	5.6%	1.3%	2.2%	2.1%	-2.5%	0.4%	-1.4%	13.8%
2017	1.4%	3.1%	3.6%	-3.7%	1.4%	4.1%	-5.7%	-0.8%	3.9%	-0.5%	10.7%	3.8%	22.5%
2018	8.9%	2.9%	0.2%	-4.9%	-5.9%	-4.0%	-1.2%	4.9%	6.9%	-10.0%	-2.2%	-5.2%	-10.7%
2019	1.2%	8.0%	3.0%	-2.2%	-1.7%	-3.0%	3.7%	1.4%	2.9%	-3.2%	-0.9%	-2.8%	5.8%

Source: Bloomberg, MSCI, Tundra Fonder

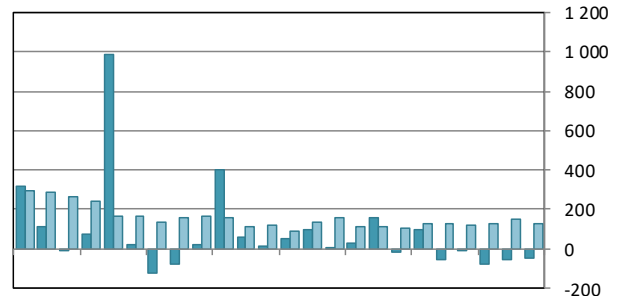
DISCLAIMER: Capital invested in a fund may either increase or decrease in value and it is not certain that you be able to recover all of your investment. Historical return is no guarantee of future return. The state of the origin of the Fund is Sweden. This document may only be distributed in or from Switzerland to qualified investors within the meaning of Art. 10 Para. 3,3bis and 3ter CISA. The representative in Switzerland is OpenFunds Investment Services AG, Seefeldstrasse 35, 8008 Zurich, whilst the Paying Agent is Società Bancaria Ticinese, Piazza Collegiata 3, 6501 Bellinzona, Switzerland. The Basic documents of the fund as well as the annual report may be obtained free of charge at the registered office of the Swiss Representative.

Sector allocation



- Cash and other 2%
- Financials 22%
- Real Estate 20%
- Materials 14%
- Consumer Disc. 12%
- Consumer Staples 10%
- Information Tech. 9%
- Energy 4%
- Health Care 2%
- Industrials 2%
- Utilities 0%
- Communication Services 0%

Foreign flows & daily turnover



Jan-18 Apr-18 Jul-18 Oct-18 Jan-19 Apr-19 Jul-19 Oct-19

■ Net foreign portfolio inflow, Vietnam (USDm)
■ Avg daily traded value, Vietnam (USDm)

Largest holdings	Portfolio weight	Country	P/E 19E	P/E 21E	Yield	Return 1M (EUR)
FPT Corp	9.3%	Vietnam	12.6	9.5	3.5%	2.2%
Vinhomes Jsc	5.6%	Vietnam	14.9	8.6	1.4%	-8.5%
Hoa Sen Group	5.5%	Vietnam	7.4	6.8	12.7%	0.5%
Dat Xanh Real Estate Service	5.3%	Vietnam	5.4	3.6	3.8%	1.9%
Masan Group Corp	5.0%	Vietnam	15.2	10.1	1.3%	-19.7%
Phu Nhuan Jewelry JSC	4.0%	Vietnam	17.5	12.8	2.1%	4.8%
Hoa Phat Group JSC	3.9%	Vietnam	9.1	6.6	8.5%	1.8%
Vincom Retail JSC	3.9%	Vietnam	29.0	18.4	2.7%	-1.5%
Vingroup JSC	3.7%	Vietnam	79.1	29.6	-	-2.2%
VNDIRECT Securities Corp	3.6%	Vietnam	9.5	6.3	7.4%	1.9%

Best performers in December	Return (EUR)	Worst performers in December	Return (EUR)
Bank for Foreign Trade JSC	5.9%	Masan Group Corp	-19.7%
Phu Nhuan Jewelry JSC	4.8%	Petrolimex	-19.6%
Saigon General Service JSC	4.6%	Saigon Securities Inc	-9.8%
CNG Vietnam JSC	3.7%	Vinhomes Jsc	-8.5%
Da Nang Rubber JSC	3.4%	Military Commercial Bank JSC	-6.9%

Facts	Risks and costs		
Inception date	2014-05-06	Active risk (Tracking error)	6.7%
Pricing	Daily	Active share **	68.0%
Manager	Tundra Fonder AB	Standard deviation	15.6%
Benchmark index	FTSE Vietnam TR (EUR)	Standard deviation, benchmark	16.1%
ISIN	SE0012816916	Beta	0.88
Bloomberg		Information ratio	-0.67
IBAN		Holdings	34
BIC	ESSESESS	Risk level	5 of 7 (refer to KIID for more info)
Custodian	SEB	Management fee/year (all inclusive ***)	2.5%
Auditor	PWC	AuM	36.9 MEUR

* Risk indicators are based on monthly rolling 24 months of return data. ** Based on available index proxy. *** The management fee includes variable custody fees, audit, legal and marketing expenses.

Source: Bloomberg, MSCI, Tundra Fonder

DISCLAIMER: Capital invested in a fund may either increase or decrease in value and it is not certain that you be able to recover all of your investment. Historical return is no guarantee of future return. The state of the origin of the Fund is Sweden. This document may only be distributed in or from Switzerland to qualified investors within the meaning of Art. 10 Para. 3,3bis and 3ter CISA. The representative in Switzerland is OpenFunds Investment Services AG, Seefeldstrasse 35, 8008 Zurich, whilst the Paying Agent is Società Bancaria Ticinese, Piazza Collegiata 3, 6501 Bellinzona, Switzerland. The Basic documents of the fund as well as the annual report may be obtained free of charge at the registered office of the Swiss Representative.