



ABOUT THE FUND

Tundra Sustainable Frontier Fund focuses on the next generation of emerging markets such as Vietnam, Bangladesh, Sri Lanka, Pakistan, Egypt and Nigeria. Featuring strong population growth, rapid urbanisation, investments in infrastructure, growing middle classes and stabilising political environments, a vast majority of international investors are yet to discover these markets.

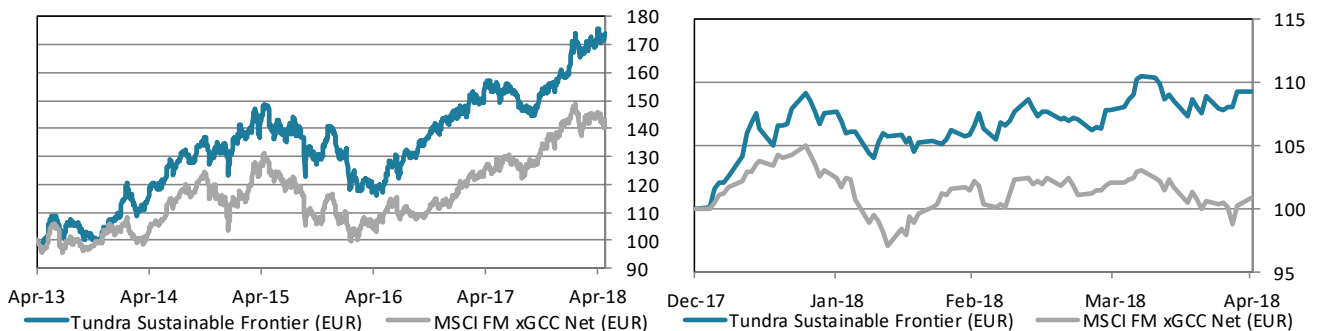
The fund is managed according to Tundra's active stock picking philosophy and backed by local research offices in Asia. Investments are based on an ESG approach where each investment has to comply with the UN Global Compact with regards to human rights, labour rights, corporate governance and environmental impacts. The fund is registered in Sweden and is fully UCITS compliant. Read more about latest developments [here](#).

Return*	NAV (EUR)	1 month	YTD	1 year	3 year	Inception
Tundra Sustainable Frontier (EUR)	20.93	1.3%	9.3%	13.4%	22.6%	74.0%
Benchmark	693.08	-0.9%	0.9%	14.7%	15.0%	43.0%

* Fund returns calculated on SEK class converted to EUR in order to provide the longest possible data set.

The fund vs benchmark (since inception)

The fund vs benchmark (YTD)



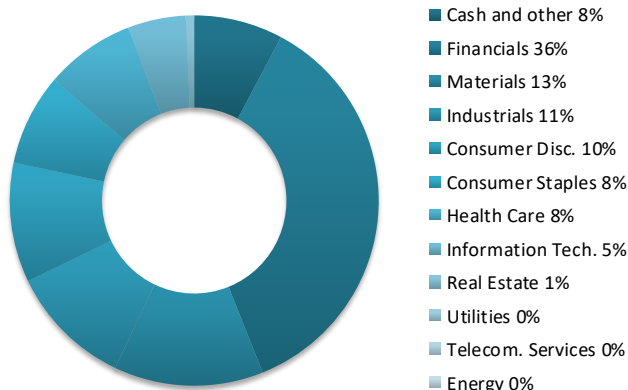
Fund monthly performance

	Jan	Feb	Mar	Apr	May	Jun	Jul	Aug	Sep	Oct	Nov	Dec	YTD
2013				0.3%	7.9%	-6.5%	4.6%	-4.6%	-0.7%	1.7%	4.0%	4.1%	8.7%
2014	4.6%	-4.5%	4.0%	4.0%	5.6%	0.6%	3.4%	-0.9%	4.5%	-2.6%	-0.2%	0.6%	22.3%
2015	4.3%	0.5%	1.3%	0.6%	-0.3%	-2.5%	-0.5%	-4.1%	-3.0%	5.6%	1.6%	-4.7%	-1.7%
2016	-5.1%	-2.8%	-2.8%	0.9%	7.1%	0.3%	2.4%	4.3%	1.4%	1.1%	2.6%	0.9%	10.1%
2017	0.2%	3.9%	2.2%	0.4%	-0.7%	0.2%	-3.6%	-0.2%	3.6%	1.9%	2.2%	0.4%	10.7%
2018	6.0%	0.6%	1.2%	1.3%									9.3%

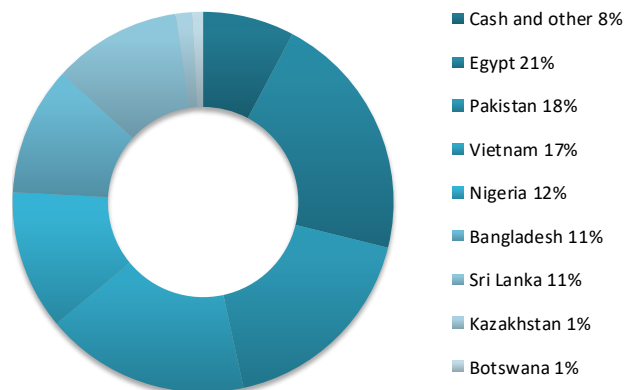
Source: Bloomberg, MSCI, Tundra Fonder

Capital invested in a fund may either increase or decrease in value and it is not certain that you will be able to recover all of your investment. Historical return is no guarantee of future return. The value of invested capital may vary substantially due to the composition of the fund and the investment process used by the fund manager. The Full Prospectus, KIID etc. are available on our homepage. You can also contact us to receive the documents free of charge. See full disclaimer on www.tundrafonder.se.

Sector allocation



Country allocation



Largest holdings	Portfolio weight	Country	P/E 17	P/E 18E	Yield	Return 1M (EUR)
Zenith Bank Plc	5.4%	Nigeria	5.4	5.0	9.9%	3.8%
GB Auto	5.1%	Egypt	-	22.0	0.0%	19.7%
Commercial Intl Bank	4.2%	Egypt	15.5	13.4	1.6%	7.2%
BRAC Bank Ltd	3.9%	Bangladesh	18.6	16.6	0.5%	12.7%
United Bank For Africa Plc	3.6%	Nigeria	5.1	4.7	7.6%	5.9%
Square Phar Ord	3.6%	Bangladesh	21.3	18.4	1.8%	-1.1%
Elswedy Electric Co	3.4%	Egypt	10.1	11.1	4.6%	18.0%
FPT Corp	3.2%	Vietnam	12.3	12.0	3.9%	-2.6%
Vietnam Electrical Equipment	2.9%	Vietnam	-	-	-	6.4%
Lucky Cement	2.6%	Pakistan	15.1	16.2	2.5%	-2.7%

Best performers in April	Return (EUR)	Worst performers in April	Return (EUR)
Juhayna Food Ind.	22.5%	Hoa Sen Group	-24.0%
GB Auto	19.7%	Danang Rubber JSC	-16.5%
Elswedy Electric Co	18.0%	Bim Son Cement JSC	-14.0%
AGP Limited	13.8%	Arabian Cement Co	-11.3%
Ezz Steel	13.6%	Tri-Pack Films Ltd	-11.0%

Facts	Risks and costs*		
Inception date	2013-04-02	Active risk (Tracking error)	7.7%
Pricing	Daily	Active share	90.1%
Manager	Tundra Fonder AB	Standard deviation	7.6%
Benchmark index	MSCI FM xGCC Net (EUR)	Standard deviation, benchmark	7.1%
ISIN	SE0005 222 338	Beta	0.49
Bloomberg	TUNDFRC SS	Information ratio	0.85
IBAN (SEK class)	SE975000000058648200601	Holdings	68
BIC	ESSESESS	Risk level	5 of 7 (refer to KIID for more info)
Custodian	SEB	Management fee/year (all inclusive **)	2.5%
Share classes currencies	SEK, USD, EUR, NOK	AuM	198.9 MEUR
Dividend	No dividend		

* Risk indicators are based on monthly rolling 24 months of return data. ** The management fee includes variable custody fees, audit, legal and marketing expenses.

Source: Bloomberg, MSCI, Tundra Fonder

Capital invested in a fund may either increase or decrease in value and it is not certain that you will be able to recover all of your investment. Historical return is no guarantee of future return. The value of invested capital may vary substantially due to the composition of the fund and the investment process used by the fund manager. The Full Prospectus, KIID etc. are available on our homepage. You can also contact us to receive the documents free of charge. See full disclaimer on www.tundrafonder.se.